



# Reactor®

Air, Electric and Hydraulic Proportioners



## High performance plural-component proportioning systems

- For foams and coatings
- Engineered to be a highly dependable line of proportioners
- A full line of proportioners with 10 models to choose from
- System controls with diagnostics, auto-shutdown and job data reporting

PROVEN QUALITY. LEADING TECHNOLOGY.

# Engineered for Performance

Designed to apply foam, polyurea and other materials that require accurate temperatures and pressures

## Increase your productivity with Reactor's advanced features

- Easy-to-use, easy-to-learn system controls reduce training time and increase productivity
- Digital controls, system diagnostics and auto shutdown features prevent crossovers

### Maximize spray time

- Fewer parts and modular design minimize costs and time spent on maintenance
- Quick knock down fluid sections in the Reactor streamline maintenance and service
- Fusion gun has fewer parts, is easy to clean and is proven a highly dependable gun

### *Digital User Interface*

Separate temperature and motor controls allow you to quickly set, maintain and monitor machine performance. Results in better quality of sprayed material.

### *NEW Circulation Valves*

Designed to reduce isocyanate crystallization while offering more controlled pressure balancing

### *NEW Hose Control*

Reliable and accurate hose connection system. Flexible fluid temperature sensor allows you to monitor and control temperature closer to the gun.

### *NEW Troubleshooting Y-Strainer*

Analog temperature and pressure gauges are standard.

### *Optional Data Recording*

Record and compare actual temperatures and pressures of sprayed materials for critical applications.

### *NEW Electronic Platform*

Circuit board is divided into easy-to-replace modules that simplify troubleshooting and maintenance, maximizing spray time.



# A Complete Line of Reactor Systems

Entry-level to high-output systems for ultimate coating results



From entry-level models to high-output systems, there's a Reactor proportioning system that's perfect for your specific application. Designed with the user in mind, the advanced features in the Reactor system provide the ultimate coating solution.



## Applications

### Polyurethane Foam

- Wall insulation
- Tank and pipe coating
- Roof insulation
- In-plant OEM
- Rim and band joist

### Polyurea

- Concrete joint filling
- Potable water tanks
- Truck bedliners
- Adhesives and caulks
- Marine and shipbuilding
- Wastewater treatment
- Secondary containment
- Waterproofing



# Air, Electric and Hydraulic Systems

No matter what the application, Graco has the solution

## Which system is right for you?

Graco Reactor proportioners are available with air, electric or hydraulic pumps. Each system has its own unique benefits:

### AIR-DRIVEN

- Entry-level proportioning system
- Low-output applications
- Easy to use
- Minimal system feedback for operator

### ELECTRIC

- The most popular proportioning system
- High value for great performance
- Mid- to high-output applications
- Provides operator with material data and system diagnostics for total control

### HYDRAULIC

- Top of the line system for high-production professionals
- Highest value for the greatest performance
- High-output applications
- Ideal for in-plant OEMs
- Provides superior, uninterrupted performance
- Provides operator with material data and system diagnostics for total control



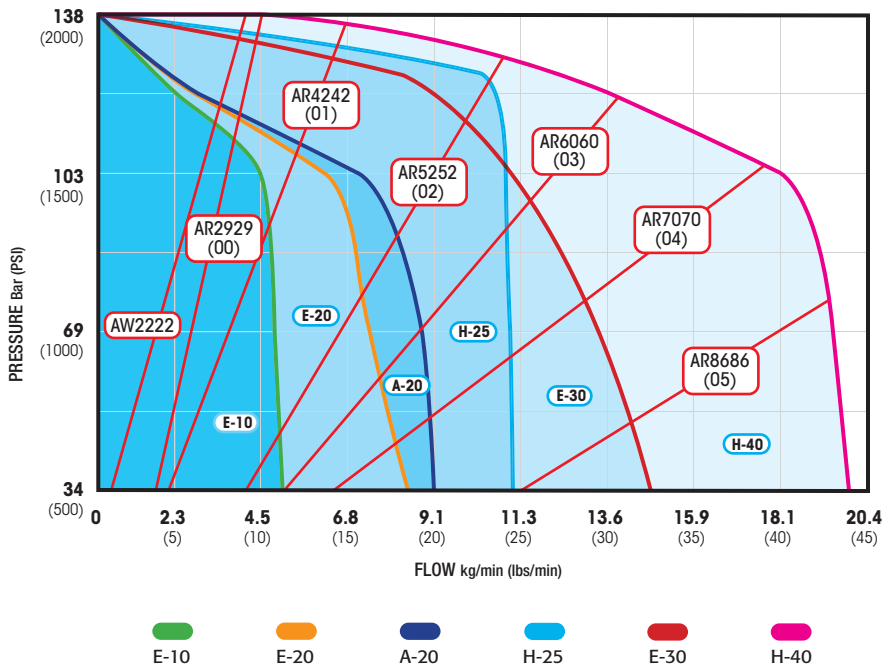
REACTOR MODEL	E-10	A-20	E-20	E-30	H-25	H-40	E-XP1	E-XP2	H-XP2	H-XP3
<b>FOAM APPLICATIONS</b>										
Patching and prep work	•									
Window repair	•									
Wall insulation		•	•	•	•					
In-plant OEM		•	•	•	•					
Rim and band joist	•	•	•	•	•					
Roof insulation				•		•				
High volume residential insulation				•		•				
High volume in-plant OEM						•	•			
Tank and pipe insulation		•	•	•	•					
<b>COATINGS APPLICATIONS</b>										
Concrete joint filling and floor applications	•						•			
Small tank spraying	•						•			
Concrete							•	•	•	•
Potable water tanks						•	•	•	•	•
Truck bedliners							•	•	•	•
Marine and shipbuilding							•	•	•	•
Wastewater treatment							•	•	•	•
Secondary containment							•	•	•	•
Waterproofing							•	•	•	•

# A Complete High-Performance System

Performance, control and accuracy for the ultimate plural-component proportioning solution

## Performance charts

Use these charts to help identify the Reactor that will work most efficiently with each mix chamber. Flow rates are based on a material viscosity of 60 cps. See examples to the right of each chart.



### REACTOR FOR FOAM

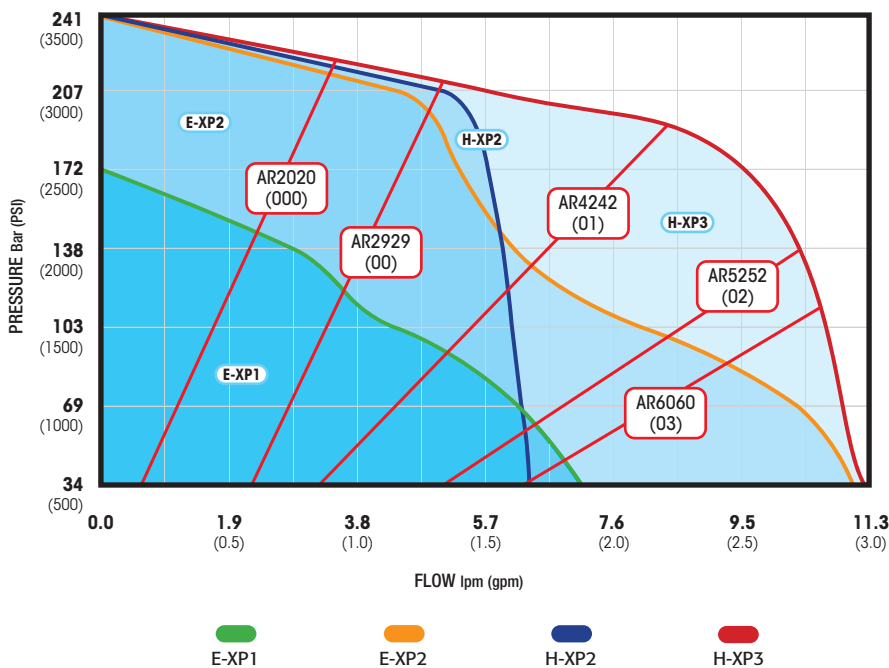
#### HOW TO USE THIS CHART

- Select spray pressure
- Select mix chamber
- Choose Reactor model

Note: Lighter shading includes Reactor models shown in darker shaded areas.

#### EXAMPLES

- A** Mix chamber: AR7070 (04)  
 Pressure: 75 bar  
 Flow rate: 15 kg/min\*  
 Reactor E-30 and H-40
- B** Mix chamber: AR6060 (03)  
 Pressure: 85 bar  
 Flow rate: 10 kg/min\*  
 Reactor H-25, E-30, H-40
- C** Mix chamber: AR5252 (02)  
 Pressure: 70 bar  
 Flow rate: 5,5 kg/min\*  
 Reactor A-20, E-20, E-30, H-25, H-40



### REACTOR FOR COATINGS

#### HOW TO USE THIS CHART

- Select spray pressure
- Select mix chamber
- Choose Reactor model

Note: Lighter shading includes Reactor models shown in darker shaded areas.

#### EXAMPLES

- A** Mix chamber: AR4242 (01)  
 Pressure: 140 bar  
 Flow rate: 6 l/min\*  
 Reactor H-XP3
- B** Mix chamber: AR2929 (00)  
 Pressure: 100 bar  
 Flow rate: 3,4 l/min\*  
 Reactor E-XP1, E-XP2, H-XP2, H-XP3
- C** Mix chamber: AR2020 (000)  
 Pressure: 190 bar  
 Flow rate: 3 l/min\*  
 Reactor E-XP2, H-XP2, H-XP3

\* Output of flat tip will be slightly less than round equivalent.

# The Reactor Line

## Technical Specifications and Ordering Information



REACTOR FOR FOAM					
	Air-Driven (A-Series)	Electric (E-Series)		Hydraulic (H-Series)	
Model	REACTOR A-20	REACTOR E-20	REACTOR E-30	REACTOR H-25	REACTOR H-40
Max Working Pressure	138 bar (13,8 MPa,2000 psi)	138 bar (13,8 MPa,2000 psi)	138 bar (13,8 MPa,2000 psi)	138 bar (13,8 MPa,2000 psi)	138 bar (13,8 MPa,2000 psi)
Max Hose Length	64m (210 ft)	64m (210 ft)	94 m (310 ft)	94 m (310 ft)	125m (410 ft)
Output	9 kg/min (20 lb/min)	8.1 kg/min (18 lb/min)	15.3 kg/min (34 lb/min)	11.3 kg/min (25 lb/min)* 9.5 kg (21 lbs/)+	20 kg/min (45 lb/min)* 17 kg (38 lbs)+
Air Consumption @ 7 bar	740 l/min	Does not apply	Does not apply	Does not apply	Does not apply
Heater Wattage	6,000 watts	6,000 watts	10,200 watts 15,300 watts	8,000 watts 15,300 watts	12,000 watts, 15,300 watts 20,400 watts
Weight	114 kg	155 kg	181 kg	8 kW (243 kg) 15 kW (255 kg)	271 kg
Ordering Information	<p><u>With 6.0 kW heater:</u> 39A–230V, 1-ph 253834 (Package†) 253831 (Bare)</p> <p>32A–230V, 3-ph 253834 (Package†) 253831 (Bare)</p> <p>18,5A–400V 3-ph 253834 (Package†) 253831 (Bare)</p>	<p><u>With 6.0 kW heater:</u> 48A–230V, 1-ph 259718 (Package†) 259025 (Bare)</p> <p>32A–230V, 3-ph 259720 (Package†) 259034 (Bare)</p> <p>24A–400V, 3-ph 259719 (Package†) 259030 (Bare)</p>	<p><u>With 10.2 kW heater:</u> 78A–230V, 1-ph 259721 (Package†) 259026 (Bare)</p> <p>50A–230V, 3-ph 259723 (Package†) 259035 (Bare)</p> <p>34A–400V, 3-ph 259722 (Package†) 259031 (Bare)</p> <p><u>With 15.3 kW heater:</u> 100A–230V, 1-ph 259733 (Package†) 259057 (Bare)</p> <p>62A–230V, 3-ph 259735 (Package†) 259058 (Bare)</p> <p>35A–400V, 3-ph 259734 (Package†) 259059 (Bare)</p>	<p><u>With 8.0 kW heater:</u> 69A–230V, 1-ph 255010 (Package†) 255400 (Bare)</p> <p>46A–230V, 3-ph 255011 (Package†) 255401 (Bare)</p> <p>35A–400V, 3-ph 255012 (Package†) 255402 (Bare)</p> <p><u>With 15.3 kW heater:</u> 100A–230V, 1-ph 255016 (Package†) 255406 (Bare)</p> <p>59A–230V, 3-ph 255017 (Package†) 255407 (Bare)</p> <p>35A–400V, 3-ph 255018 (Package†) 255408 (Bare)</p>	<p><u>With 12.0 kW heater:</u> 100A–230V, 1-ph 255000 (Package†) 253400 (Bare)</p> <p><u>With 15.3 kW heater:</u> 71A–230V, 3-ph 255001 (Package†) 253401 (Bare)</p> <p>41A–400V, 3-ph 255002 (Package†) 253402 (Bare)</p> <p><u>With 20.4 kW heater:</u> 90A–230V, 3-ph 255007 (Package†) 253407 (Bare)</p> <p>52A–400V, 3-ph 255008 (Package†) 253408 (Bare)</p>
Operation manual	311511	312065	312065	312062	312062
Repair manual	311512	312066	312066	312063	312063

†Packages include 15m (50 ft) heated hose, 3m (10 ft) heated whip hose and Air-Purge Fusion Gun.

\* = measured at 60 Hz

+ = measured at 50 Hz



REACTOR FOR COATINGS				
	Electric (E-Series)		Hydraulic (H-Series)	
Model	REACTOR E-XP1	REACTOR E-XP2	REACTOR H-XP2	REACTOR H-XP3
Max Working Pressure	172 bar (17.2 MPa, 2500 psi)	240 bar (24.0 MPa, 3500 psi)	240 bar (24.0 MPa, 3500 psi)	240 bar (24.0 MPa, 3500 psi)
Max Hose Length	64 m (210 ft)	94 m (310 ft)	94m (310 ft)	125m (410 ft)
Output	3.8 lpm (1.0 gpm)	7.6 lpm (2.0 gpm)	5.7 lpm (1.5 gpm)* 4.8 l/min †	9.5 lpm (2.5 gpm)* 8.0 l/min †
Air Consumption @ 7 bar	Does not apply	Does not apply	Does not apply	Does not apply
Heater Wattage	10,200 watts	15,300 watts	15,300 watts	20,400 watts
Weight	155 kg	198 kg	255 kg	271 kg
Ordering Information	<p><u>With 10.2 kW heater:</u> 69A–230V, 1-ph 259706 (Package†) 259024 (Bare)</p> <p>43A–230V 3-ph 259708 (Package†) 259033 (Bare)</p> <p>24A–400V 3-ph 259707 (Package†) 259029 (Bare)</p>	<p><u>With 15.3 kW heater:</u> 100A–230V, 1-ph 259709 (Package†) 259028 (Bare)</p> <p>62A–230V, 3-ph 259711 (Package†) 259036 (Bare)</p> <p>35A–400V, 3-ph 259710 (Package†) 259032 (Bare)</p>	<p><u>With 15.3 kW heater:</u> 100A–230V, 1-ph 255013 (Package†) 255403 (Bare)</p> <p>62A–230V, 3-ph 255014 (Package†) 255404 (Bare)</p> <p>35A–400V, 3-ph 255015 (Package†) 255405 (Bare)</p>	<p><u>With 20.4 kW heater:</u> 90A–230V, 3-ph 255004 (Package†) 253404 (Bare)</p> <p>52A–400V, 3-ph 255005 (Package†) 253405 (Bare)</p>
Operation manual	312065	312065	312062	312062
Repair manual	312066	312066	312063	312063

†Package includes: 15m (50 ft) heated hose, 3m (10 ft) heated whip hose and Air-Purge Fusion Gun.

\* = measured at 60 Hz

† = measured at 50 Hz

# Reactor System Components

How to select system components for your Reactor

## 1 Select a Reactor

Choose from 10 models with air, electric, or hydraulic motors.

KEY FEATURES:

- Quick knock down fluid sections
- Optional data reporting capabilities
- Foam models rated at 138 bar (13.8 MPa, 2000 psi )
- Polyurea models rated up to 240 bar (24.0 MPa, 3500 psi)

## 2 Select Heated Hoses

Choose from pressure ratings of 138 or 240 bar, 13.8 or 24.0 MPa. (2000 psi or 3500 psi). Choose 3/8 "or 1/2" diameter

## 3 Select Heated Whip Hose

Choose from pressure ratings of 138 or 240 bar, 13.8 or 24.0 MPa. (2000 psi or 3500 psi) Choose 1/4 "or 3/8" diameter

## 4 Select a Fusion Gun

Choose either air- or mechanical-purge with a round or flat pattern.

AIR-PURGE GUN

- Easy to use gun
- Clean up in 10 seconds
- Longer life components

MECHANICAL-PURGE GUN

- Best mix
- Smoother finish for low output applications
- Long-lasting mix module

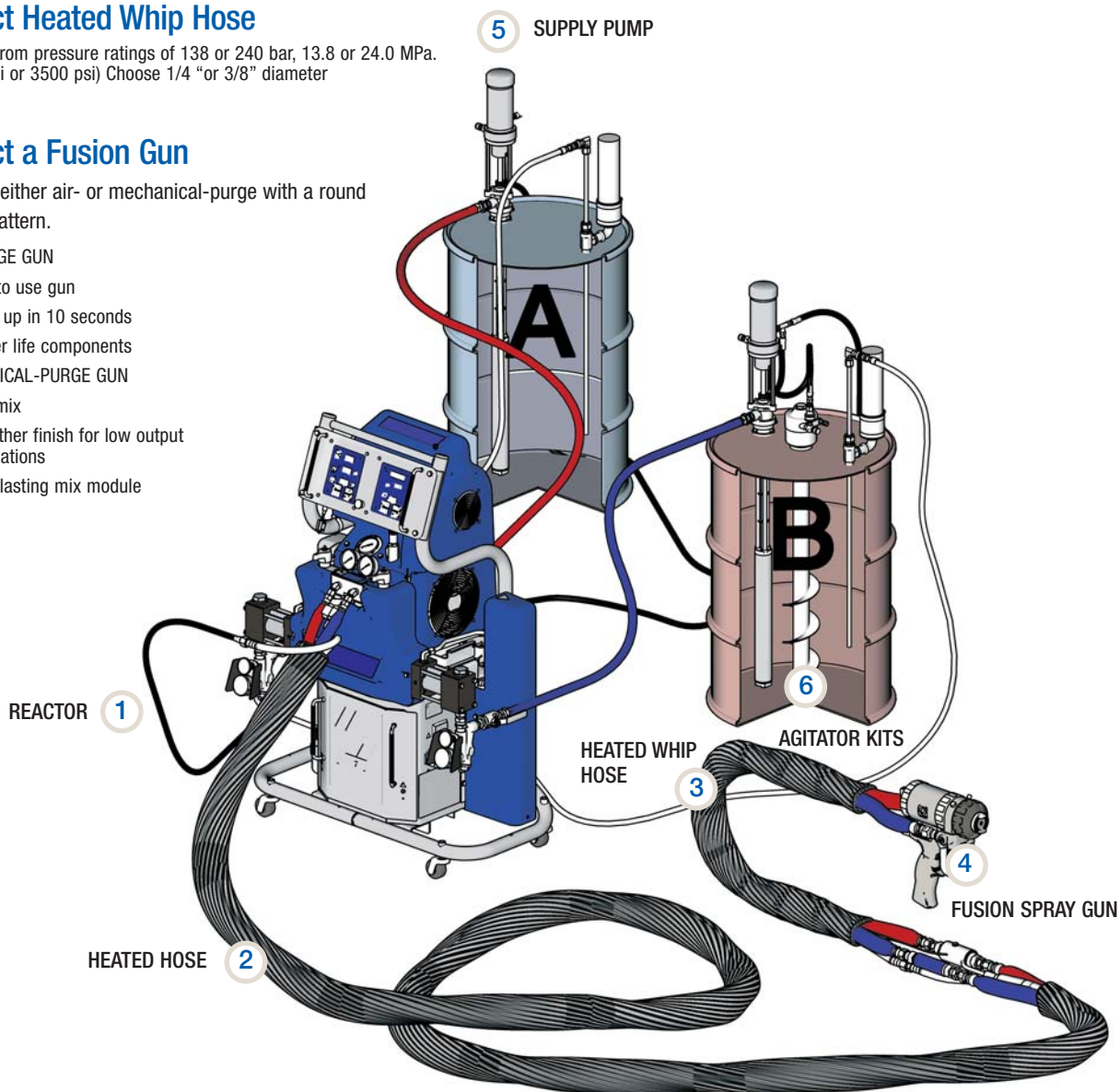
## Select Supply Processing Equipment

### 5 SUPPLY PUMP

Choose from diaphragm or piston pumps for standard materials in drum-mount or wall-mount. Select a 2:1 piston pump for materials with higher viscosities.

### 6 AGITATOR KITS

Choose a kit to agitate your resin for a consistent coating. Graco's patented Twistork® agitators are very low shear to minimize material frothing.





## Spray Guns



FEATURES	FUSION® AP	FUSION MP
Maximum output	18 kg/min (40 lb/min)	20.4 kg/min (45 lb/min)
Minimum output	0.9 kg/min (2 lb/min)	0.9 kg/min (2 lb/min)
Maximum fluid working pressure	240 bar (24.0 MPa, 3500 psi)	240 bar (24.0 MPa, 3500 psi)
Purge method	Air purge	Mechanical purge
Applications	Residential foam insulation, roofing, concrete, waterproofing and other polyurethane foams and elastomeric coatings	

For a complete listing of compatible Graco spray guns, call +32 (89) 770 700 or visit [www.graco.be](http://www.graco.be) to receive the Fusion brochure (part number 300615).

## Reactor E-10 – Compact and Portable

Get smaller jobs done fast without sacrificing performance. Graco's portable E-10 sprayers are ideal for plural-component spray, joint-fill jobs and touch-ups. With smart controls that are easy to set-up and simple to operate, the E-10 is a natural complement to any proportioning equipment line-up.

- Small size is ideal for on-site portability and hard-to-reach areas
- One-person operation saves time and money
- Use as an add-on to your existing spray business
- Versatile – switch from cold spray to hot spray to foam
- Saves 30% on material costs compared to disposable foam systems
- Cost-effective alternative to froth packs

## Applications

### Foam Insulation

- Rim joists
- Roof patching
- Prep work
- Window repair
- High rise apartments

### Coatings

- Small industrial jobs
- Concrete joint filling and flooring applications
- Small tank spraying using cold spray polyurea
- Industrial maintenance



Specifications and ordering information: page 10

# Ordering Information

To get genuine Graco accessories, contact your nearest Graco Distributor, or call Graco at +32 (89) 770 700

## Reactor E-10



### Specifications:

Maximum working pressure	138 bar (13.8 MPa, 2000 psi)
Max hose length	33m (105 feet)
Maximum output	5.4 kg/min (12 lb/min)
Heater power	120V models: 850 W each; 1700 W total 230V models: 1000 W each; 2000 W total
Tank capacity	26.5 liters (7 gal.) each (nominal)
Weight	Heated: 72 kg Unheated: 68 kg
Instruction manual	311075
Air consumption	
Unheated joint fill units	57 l/min @ 7,0 bar (0,7 MPa, 100 psi)
Unheated cold spray units	450 l/min @ 7,0 bar (0,7 MPa, 100 psi)
Heated units with Fusion gun	70 l/min @ 7,0 bar (0,7 MPa, 100 psi)

### Reactor E-10 Ordering Information

#### E-10 Systems

249800	120V, heated, 2 cord, 11 m 5-hose bundle, AP gun
249802	230V, heated, 2 cord, 11 m 5-hose bundle, AP gun
249804	230V, heated, 1 cord, 11 m 5-hose bundle, AP gun
249806	120V, ambient, 11 m 3-hose bundle, 2K Ultra-Lite® gun, complete kit
249808	230V, ambient, 11 m 3-hose bundle, 2K Ultra-Lite gun, complete kit

#### E-10 Bare Proportioners

249570	120V heated, (2) 15A cords, 1,700 W
249571	230V heated, (2) 10A cords, 2,000 W
249572	230V heated, (1) 20A cord, 2,000 W
249576	120V unheated, (1) 15A cord
249577	230V unheated, (1) 10A cord

## Reactor Accessories



247827	Heater control module
247828	A, B, hose heater power module
247838	Modular heater control to retrofit electric/hydraulic units
255149	Circulation valve – ISO only
255150	Circulation valve – resin only
255148	Circulation valve kit – includes ISO & resin circulation valves, Fusion grease and grease gun

### Reactor Heater Packs

259076	15,300 watt, 230 volt single phase
259070	6,000 watt, 230 volt single phase
259073	10,200 watt, 230 volt single phase
259071	6,000 watt, 230 volt three phase
259072	6,000 watt, 400 volt three phase with neutral
259074	10,200 watt, 230 volt three phase
259075	10,200 watt, 400 volt three phase with neutral
259077	15,300 watt, 230 volt three phase
259078	15,300 watt, 400 volt three phase with neutral

### Manuals

309572	Operation manual, Hoses
312407	Operation manual, Reactor Heater Packs
312408	Repair manual, Reactor Heater Packs

## Heated Hoses



### Hoses, 138 bar (2000 psi)

246045	6.3 mm x 15 m (1/4 in x 50 ft)
246046	9.5 mm x 15 m (3/8 in x 50 ft)
246047	12.7 mm x 15 m (1/2 in x 50 ft)
246048	6.3 mm x 7.6 m (1/4 in x 25 ft)
246049	9.5 mm x 7.6 m (3/8 in x 25 ft)
246074	6.3 mm x 15 m (1/4 in x 50 ft), no thermocouple wire
246075	9.5 mm x 15 m (3/8 in x 50 ft), no thermocouple wire
246076	12.7 mm x 15 m (1/2 in x 50 ft), no thermocouple wire
246678	9.5 mm x 15 m (3/8 in x 50 ft), with scuffguard™
246050	6.3 mm x 3 m (1/4 in x 10 ft)
246051	9.5 mm x 3 m (3/8 in x 10 ft)

### Hoses, 240 bar (3500 psi)

246052	6.3 mm x 15 m (1/4 in x 50 ft)
246053	9.5 mm x 15 m (3/8 in x 50 ft)
246054	12.7 mm x 15 m (1/2 in x 50 ft)
246679	9.5 mm x 15 m (3/8 in x 50 ft), with scuffguard
246055	6.3 mm x 3 m (1/4 in x 10 ft), with scuffguard
246056	9.5 mm x 3 m (3/8 in x 10 ft), with scuffguard

For a complete list of compatible Graco spray guns, call +32 (89) 770 700 or visit [www.graco.be](http://www.graco.be) to receive the Fusion brochure (part number 300615).

## Heated Hoses

### Hose Accessories

246077	3 m (10 ft) braided polyester mesh scuffguard
246078	15 m (50 ft) braided polyester mesh scuffguard
246456	15 m (50 ft) polyethylene scuffguard
246805	7.6 m (25 ft) braided polyester mesh scuffguard
248921	Heated hose controller, 2700 watt, allows Reactor heated hose extended past 91 m (300 ft) requires 200-230 volts at 15 amps
15B296	16 m (50 ft) FTS cable
261821	Heated hose jumper (required when not using heated whip)
15C626	7.6 m (25 ft) Fluid Temperature Sensor (FTS) cable
261669	Fluid temperature sensor
15F028	Band heater, 1000 watt, for 55 gal drum, 230 volt
261821	Power-lock™ splice kit
15M312	Power-lock™ splice kit (20-pk) (enough for 10 hoses)

## Supply Pumps and Agitators



### Complete Supply Pump Systems

Includes the following: All air and fluid fittings, hoses for 2 pumps.

246655	Complete TRITON® 308 (246677) supply pump system
246369	Complete Husky 515 (246481) supply pump system
246375	Complete Husky 716 (246482) supply pump system
246376	Complete Husky 1040 (246676) supply pump system
246081	Complete T2 (246898) supply pump system

### Supply Pumps with Drum Riser Tube

246654	TRITON 308 diaphragm pump, aluminum, 3/8 in fluid outlet, 8 bar (115 psi) max air inlet, 7.6 l/min (2.0 gpm) @ 60 cpm.
246366	Husky™ 515 diaphragm pump, acetal bolted design, 6.8 bar (100 psi) max air inlet, 28 l/min (7.5 gpm) @ 60 cpm.
246367	Husky 716 diaphragm pump, aluminum clamped design, 6.8 bar (100 psi) max air inlet, 28 l/min (7.5 gpm) @ 60 cpm.
246368	Husky 1040 diaphragm pump for trailer mounts - aluminum, bolted, wall mount, 8.2 bar (120 psi) max air inlet, 28 l/min (7.5 gpm) @ 60 cpm.
295616	T2 2:1 ratio piston pump for higher viscosity materials, 28 bar fluid pressure (405 psi) max fluid psi, 19 l (5.0 gpm) @ 100 cpm,
248825	5:1 Monark drum pump, for high viscosity materials, 62 bar max fluid pressure (900 psi), 3 m (10 ft) hose, 3/4 npt (m), air regulator, manual 310863

### Double Supply Pumps with Fluid Plumbing

246677	TRITON 308 (246654), 3 m x 19 mm (10 ft x 3/4 in) supply hose
246481	Husky 515 (246366), 3 m x 19 mm (10 ft x 3/4 in) supply hose
246482	Husky 716 (246367), 3 m x 19 mm (10 ft x 3/4 in) supply hose
246676	Husky 1040 (246368), 3 m x 19 mm (10 ft x 3/4 in) supply hose, 1.8 m x 19 mm (6 ft x 3/4 in) suction hose
246898	T2 2:1 ratio piston pump (295616), 3 m x 19 mm (10 ft x 3/4 in) supply hose

### Supply Pump Accessories

246419	208 l (55 gal) feed pump tube with inlet ball check
246477	19 mm (3/4 in) bung return tube with air dryer port
246483	Air distribution kit, 8.4 bar (0.84 MPa, 120 psi) for two feed pumps and a Fusion gun
246640	Desiccant dryer kit
246978	Reactor manifold circulation kit with return tubes, return fluid lines and dryers
15C381	Desiccant replacement

### Manuals

309815	Supply pump
309827	Air supply kit
309852	Circulation and return tube

### Agitator

224854	Twistork® CS, air-operated, 1.5 HP, 0.9 m length
235534	Twistork SST, air-operated, 1.5 HP, 0.9 m length
236629	Twistork SST, air-operated with built-in return tube, 0.75 HP, 1.2 m in length
248824	Twistork CS, air-operated (224854), 1.5 HP, 0.9 m length with air connection, hose



## ABOUT GRACO

Founded in 1926, Graco is a world leader in fluid handling systems and components. Graco products move, measure, control, dispense and apply a wide range of fluids and viscous materials used in vehicle lubrication, commercial and industrial settings.

The company's success is based on its unwavering commitment to technical excellence, world-class manufacturing and unparalleled customer service. Working closely with qualified distributors, Graco offers systems, products and technology that set the quality standard in a wide range of fluid handling solutions. Graco provides equipment for spray finishing, protective coating, paint circulation, lubrication, and dispensing sealants and adhesives, along with power application equipment for the contractor industry. Graco's ongoing investment in fluid management and control will continue to provide innovative solutions to a diverse global market.

## GRACO LOCATIONS

### CONTACT

#### *MAILING ADDRESS*

P.O. Box 1441  
Minneapolis, MN 55440-1441  
Tel: 612.623.6000  
Fax: 612.623.6777

### AMERICAS

#### *MINNESOTA*

Worldwide Headquarters  
Graco Inc.  
88-11th Avenue N.E.  
Minneapolis, MN 55413

### EUROPE

#### *BELGIUM*

European Headquarters  
Graco N.V.  
Industrieterrein - Oude Bunders  
Slakweidestraat 31  
3630 Maasmechelen,  
Belgium  
Tel: 32.89.770.700  
Fax: 32.89.770.777

### ASIA PACIFIC

#### *JAPAN*

Graco K.K.  
1-27-12 Hayabuchi  
Tsuzuki-ku  
Yokohama City, Japan 2240025  
Tel: 81.45.593.7300  
Fax: 81.45.593.7301

### ASIA PACIFIC

#### *CHINA*

Graco Hong Kong Ltd.  
Representative Office  
Room 118 1st Floor  
No.2 Xin Yuan Building  
No.509 Cao Bao Road  
Shanghai, P.R. China 200233  
Tel: 86.21.649.50088  
Fax: 86.21.649.50077

### ASIA PACIFIC

#### *KOREA*

Graco Korea Inc.  
Choheung Bank Building  
4th Floor #1599  
Gwanyang-Dong, Dongan-Ku,  
Anyang-Si, Gyunggi-Do,  
Korea 431-060  
Tel: 82(Korea).31.476.9400  
Fax: 82(Korea).31.476.9801

All written and visual data contained in this document are based on the latest product information available at the time of publication.  
Graco reserves the right to make changes at any time without notice.

Graco is certified ISO 9001.

Europe  
+32 89 770 700  
FAX +32 89 770 777  
WWW.GRACO.BE